

MAIN PROFILE EXTRUSION LINES AVAILABLE:

1. WOOD PLASTIC COMPOSITE
2. PVC FOAM PROFILE
3. PVC WINDOW / DOOR COMPLETE PLANT
4. PVC RIGID / FLEXIBLE PROFILE
5. TRUNKING COMPLETE PLANT
6. PS FOAM PICTURE FRAME AND BUILDING/ DECORATION PROFILE
7. ALL KINDS OF PROFILE DIE

MAIN PIPE EXTRUSION LINES AVAILABLE:


1. HDPE / LDPE PIPE RANG TO MAX. dia. 1200m/m
2. PVC PIPE RANG TO MAX. dia. 600m/m
3. LDPE COSMETIC TUBE
4. PU PRECISION TUBE
5. HDPE STEEL PIPE COATING SYSTEM
6. PC TRANSPARENT TUBE
7. FLEXIBLE PVC TUBE AND REINFORCED HOSE
8. RIGID/SOFT PVC SUCTION HOSE
9. PVC MEDICAL TUBE
10. PVC / PE DIE UPTO dia. 1200m/m

MAIN PLASTIC NET COMPRISE:

1. STRETCHED / SQUARE NET
2. KITCHEN FILTER NET
3. MULTI-FUNCTION ARGYLE NET
4. NET PIPE
5. FRUIT NET
6. NET BAG BOTTOM SEALING
7. FILAMENE
8. STRAPPING BAND

ACCESSORIES:

1. MIXER AND COOLER
2. PRINTING MACHINE



www.everplast.com.tw

 **EVERPLAST MACHINERY CO., LTD.**

 **E-PLAST MACHINERY CO., LTD.**

OFFICE: NO.106, Yung Lo St., Luchou City, Taipei Hsien, Taiwan
FACTORY: NO.146, LN.68, Wang Xing Rd., Yong Kang City, Tainan Hsien, Taiwan
TEL: 886-2-2289-7271 FAX: 886-2-2289-7282
E-Mail: everstar@mail.everplast.net

2010.08




**ACCESSORY EQUIPMENTS
PIPE EXTRUSION**

We offer Turnkey and Total Solution



 **EVERPLAST MACHINERY CO., LTD.**

**DOWN STREAM FOR
PIPE EXTRUSION LINE**



▲ 1200MM WATER COOLING TANK



▲ 1200MM VACUUM
WATER COOLING TANK



▲ DUAL CUTTING MACHINE



▲ EPST-603 VACUUM WATER COOLING TANK



▲ DUAL HAUL OFF UNIT
AND CUTTING MACHINE




▲ PLANETARY CUTTING MACHINE



▲ EPST-606 VACUUM
WATER COOLING TANK



▲ 12 TRACK HAUL OFF UNIT



WELDING MACHINE



Application and features:

Application to fabricate PE, PP, PVDF elbow, tee, cross fittings in workshop. Also used to lengthen the injection molded fitting and make the integrated fittings.

Optional parts:

- Special clamps for welding flange stub.
- Special clamps for short spigot fitting.
- Special clamps for welding Y shape (45° and 60°) fittings



▲ 315MM WELDING MACHINE



▲ 450-630MM WELDING MACHINE



▲ 800-1200MM WELDING MACHINE



▲ 630MM WELDING MACHINE

MULTI-ANGLE CUTTING MACHINE



Application and features:

Suitable for cutting pipes according to specified angle and dimension while making an elbow tee or cross, which lowest the material waste and improve the welding efficiency. Cutting angle 0-67.5°



▲ 630MM CUTTING MACHINE



▲ 1200MM CUTTING MACHINE


BELLING MACHINE



▲ 200 AUTOMATIC BELLING MACHINE



▲ 250 AUTOMATIC BELLING MACHINE



▲ 250 DOUBLE PIPE
AUTOMATIC BELLING MACHINE



▲ 250 SEMI-AUTOMATIC
BELLING MACHINE




DIE · DIE CARRIER · SIZING SLEEVE



▲ 1200MM DIE CARRIER



▲ 355MM DIE CARRIER



▲ SIZING SLEEVE



▲ CO-EXTRUDER DIE



▲ SPIRAL DIE



WINDER



▲ EWD-1200 SINGLE BOBBIN WINDER



▲ EWD-1500 SINGLE BOBBIN WINDER



▲ EWD-1500 SINGLE BOBBIN WINDER



▲ EWD-2500 SINGLE BOBBIN WINDER



▲ EWD-2700 SINGLE BOBBIN WINDER



▲ EWD-3200 SINGLE BOBBIN WINDER

PRINTING MACHINE



PLASTIC-PIPE HYDRAULIC PRESSURE TESTING MACHINE



APPLICATION

Used for testing bursting transient pressure and static pressure of the plastic pipe and composite pipe such as PVC, PE, PP, ABS, PEX

CONTROLLED PRESSURE UNIT

Still have the function of parameter setting, real time supervision without a break, and test report printed output.

CONSTANT TEMP. TANK

Room temp. to 95°C or 15 to 95°C
 Ø16mm to 630mm

